

ST. MARY HYDE PARK

November 2023

As chairman of the Finance Commission, it is my responsibility to provide you with a brief update on our parish financial situation for the fiscal year 2022-23. The parish fiscal year begins July 1 and ends on June 30 the following year.

The Financial Highlights for the Fiscal Year are shown on page 2 of the report. We ended the fiscal year with a surplus of \$74,266. This was due primarily to grants and the last remaining residual Covid funding.

The detailed report can be seen on pages 3 through 11.

On page 3, you can see a graph of the average weekly contributions across the parish. This will give you an idea of how your average weekly contribution compares to others in the parish. Note that 40% of contributing parishioners are giving \$5 or less per week. The 20% of contributing parishioners giving \$26 or more per week account for 71% of total weekly giving.

Electronic giving is a big advantage to help us stay on budget by ensuring your donations when you are on vacation or away from home. It is also a safe non-contact process. Sign up for electronic giving on smchp.com.

If you have any comments, suggestions, or questions, feel free to contact me or any of the Finance Commission members.

Thank you for helping to make our St. Mary Parish a strong viable Catholic community.

We thank God for his many blessings.

Art Thompson

Finance Commission Chairman

2853 ERIE AVENUE / HYDE PARK / CINCINNATI, OHIO 45208-2397 / 513-321-1207 / FAX: 513-533-5518

Highlights for the 2022-2023 Fiscal Year

Total revenues **exceeded** the previous fiscal year revenues by **2.9%**

- Church revenues **were less than** the previous year by **10%**
- School revenues **exceeded** the previous year by **12.8%**

Total expenses **exceeded** the previous fiscal year by **6.9%**.

- Church expenses **exceeded** the previous year by **10.6%**
- School expenses **exceeded** the previous year by **5.1%**

Festival Income was **\$96,470** which was **the same** as the previous year

We ended the year with a **Surplus of \$75,486**. This was primarily due to grants and the last remaining residual Covid funding.

Total annual offerings **were less than** the previous fiscal year by **5.4%**

- Weekly Offerings **only increased 0.7%** over the previous year
- Christmas and Easter Offerings **decreased 43%**
- Total Offerings **decreased 5.4%**

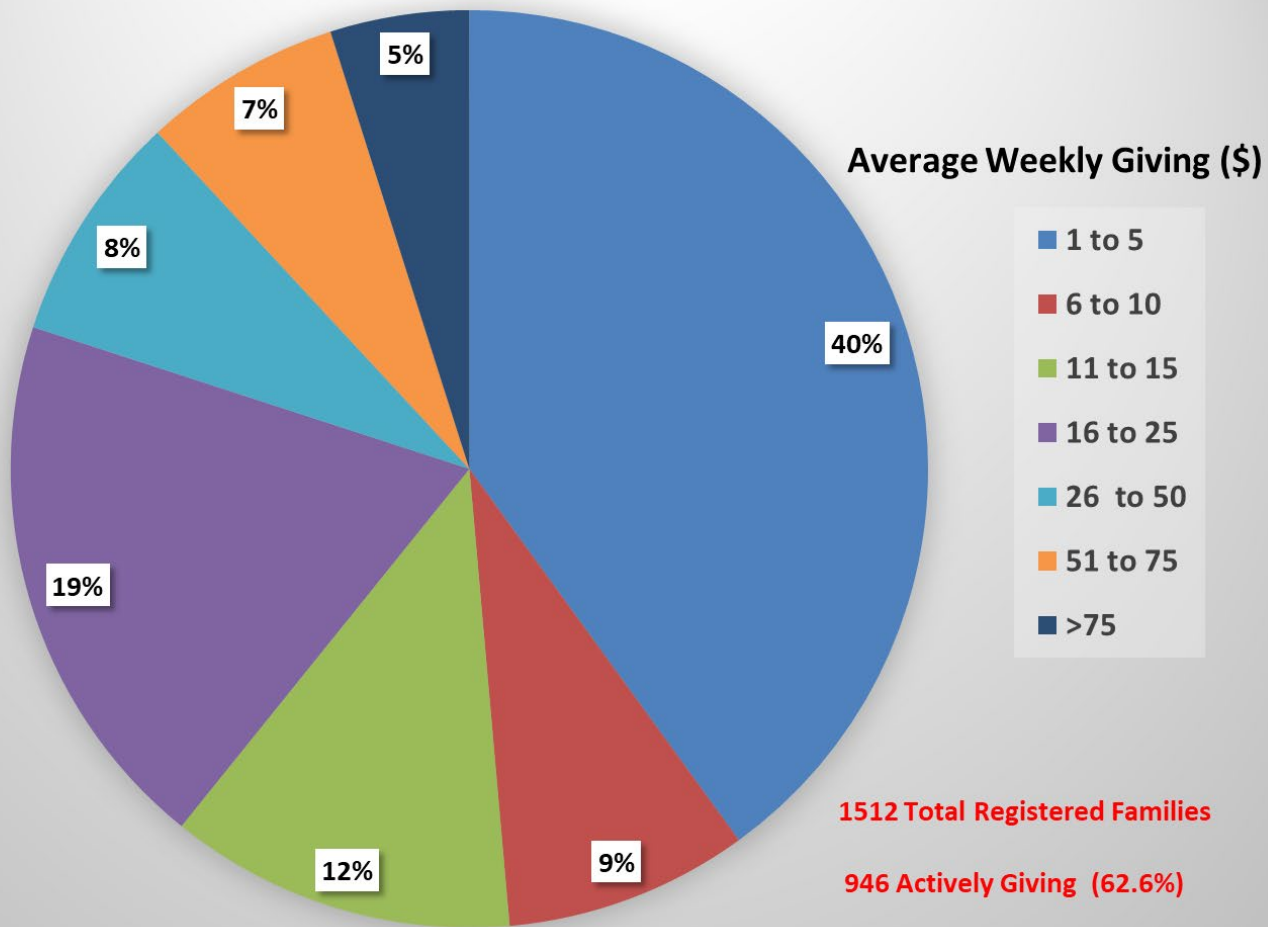
Total parish families **decreased** from 1515 to 1512

- Of these, **only 62.6% are actively giving**

School enrollment **increased** by **2%**

The pages that follow show details for these highlights.

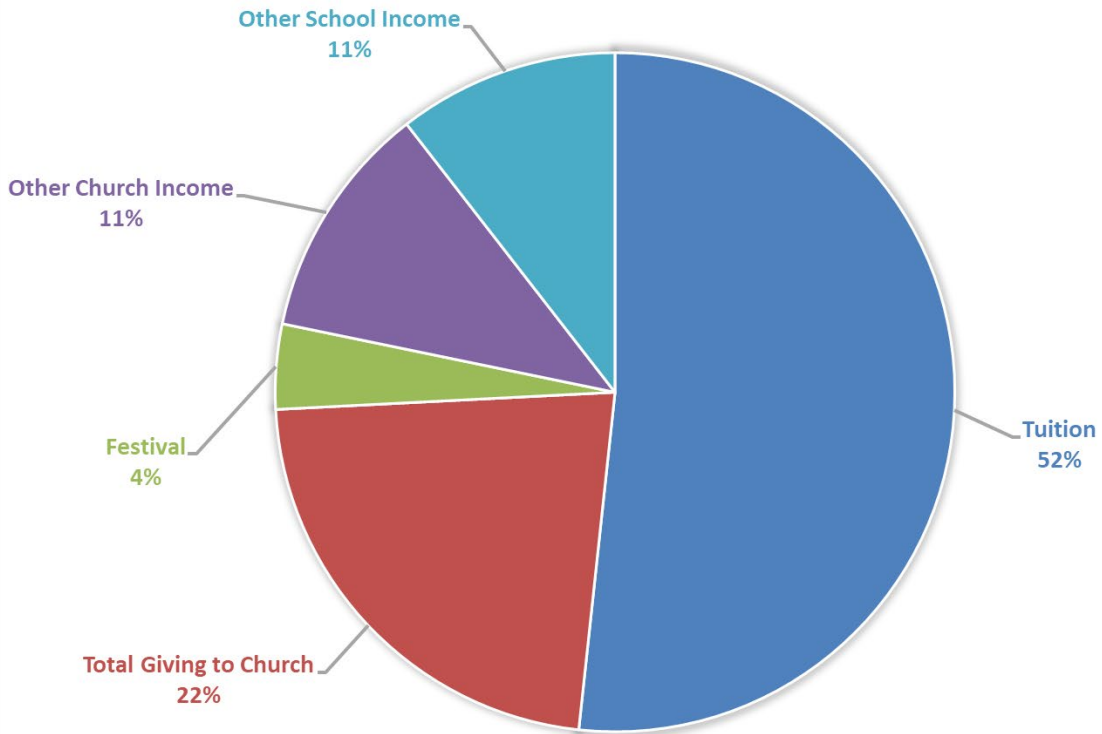
2022-23 Average Weekly Giving (Based on the 946 families Actively Giving)



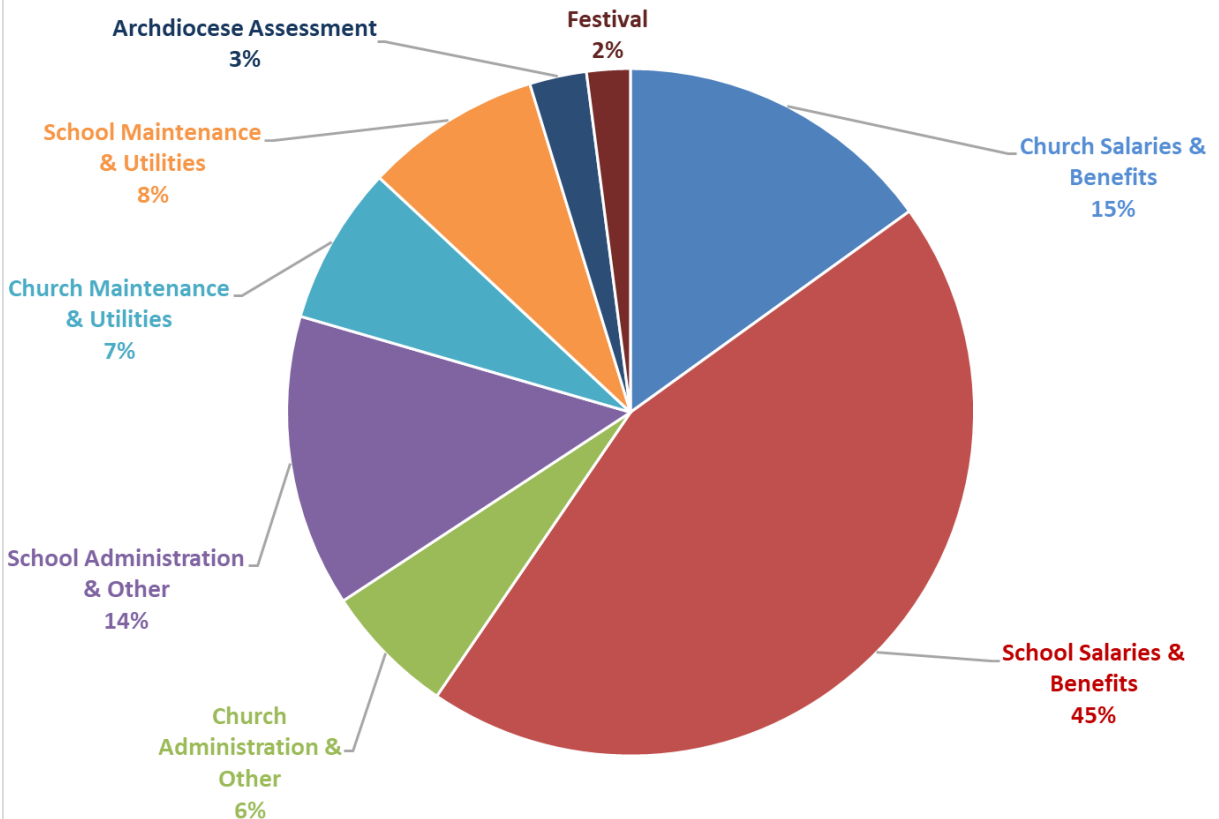
The 20% of parishioners giving \$26 or more per week accounted for 71% of total weekly giving.

The 40% of parishioners giving \$1 to 5 per week accounted for 3% of total weekly giving.

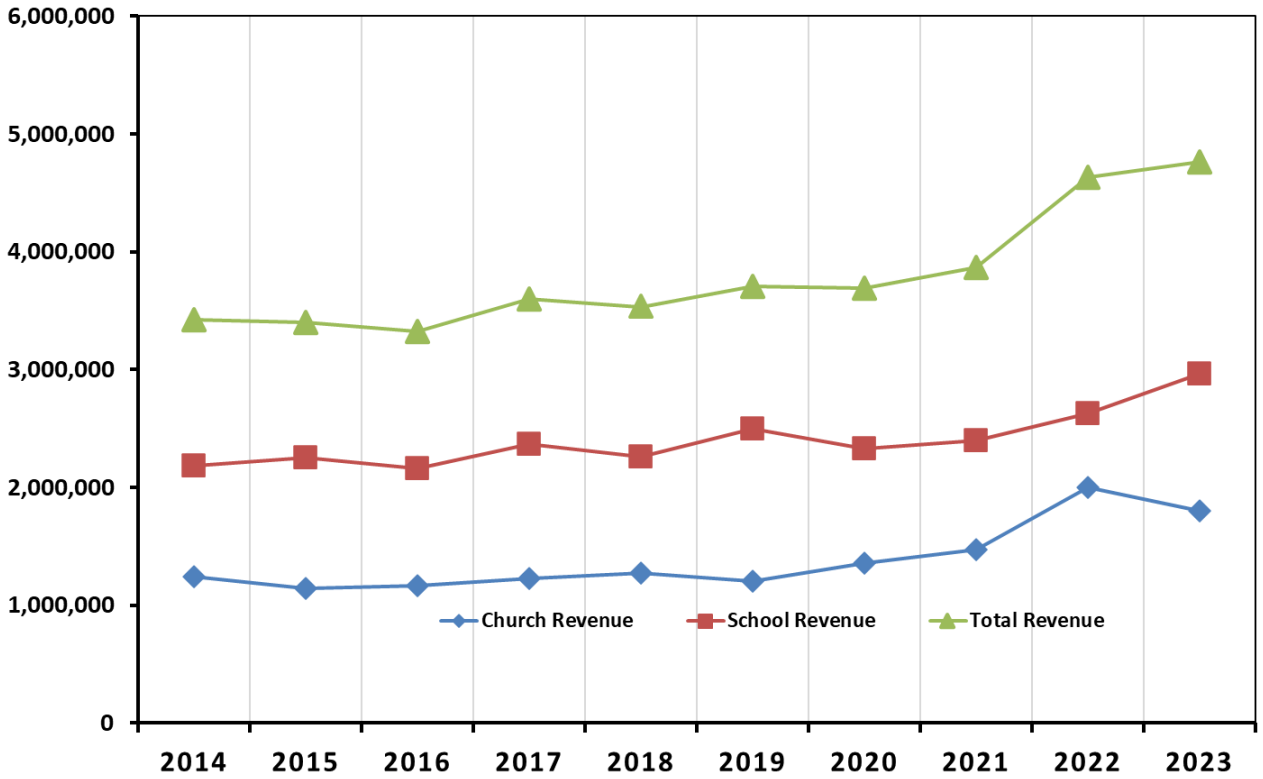
ACTUAL REVENUE 2022 - 23



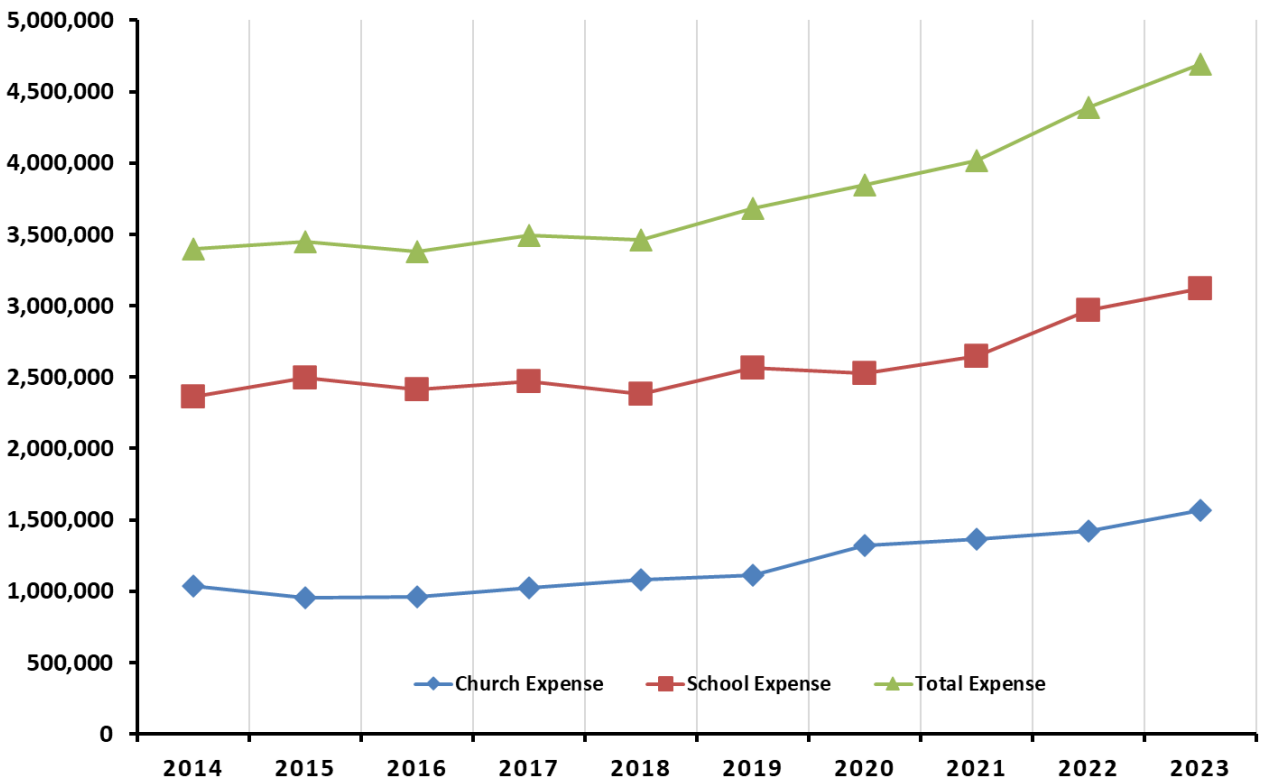
ACTUAL EXPENSES 2022 - 23



SMHP REVENUE TREND 2014 - 23 (\$)



SMHP EXPENSE TREND 2014 - 23 (\$)

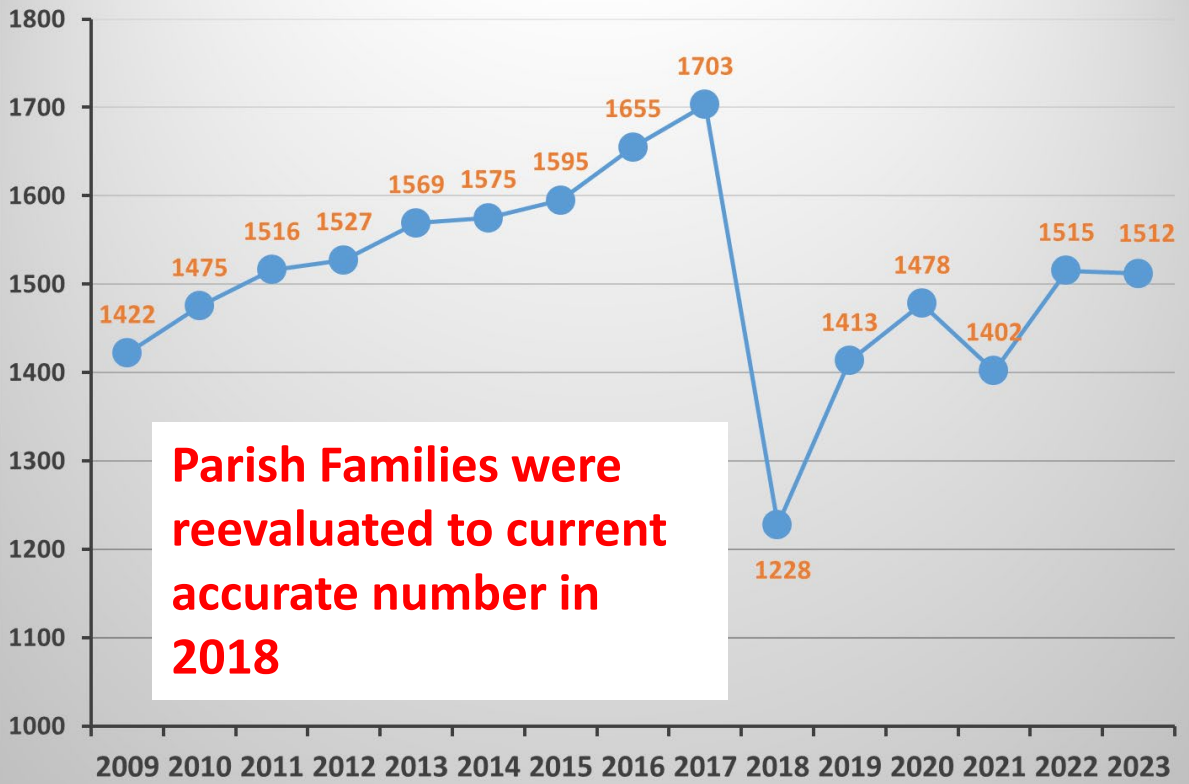


Net Revenue by Year (\$)



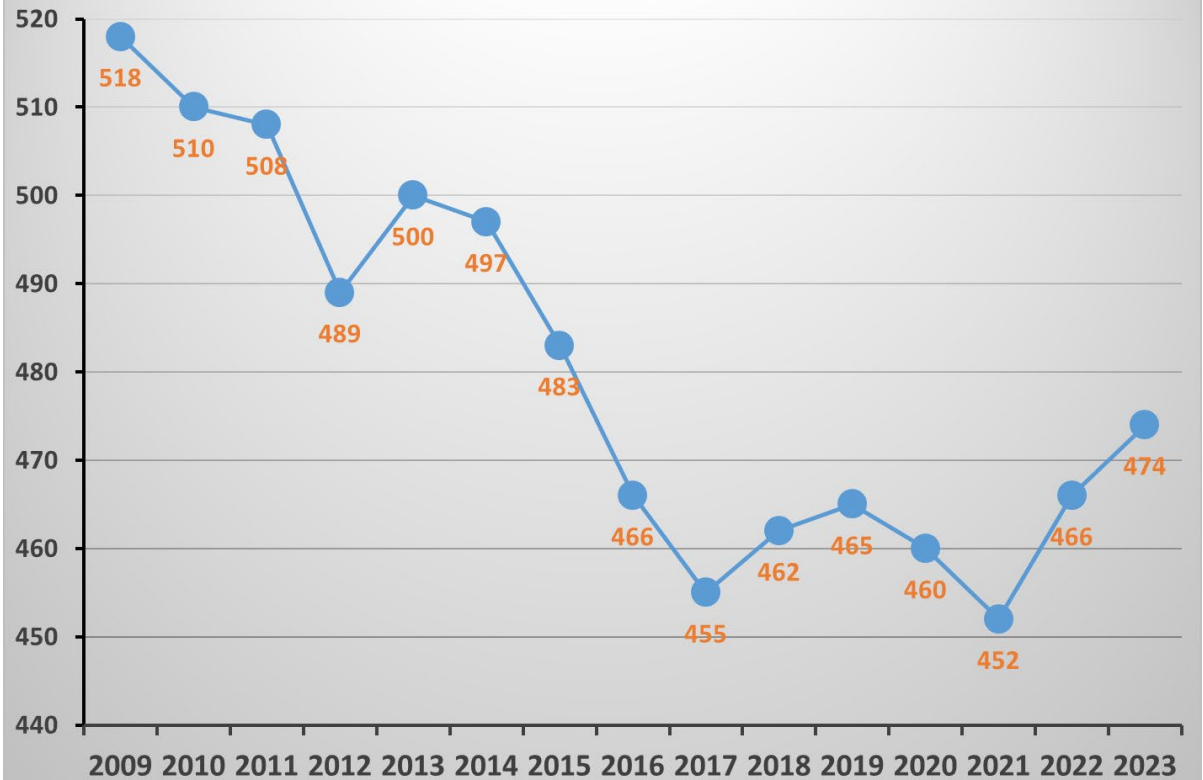
In 2022-23 we had a surplus of \$75,486 which was primarily due to grants and the last available residual Covid funding

Parish Families



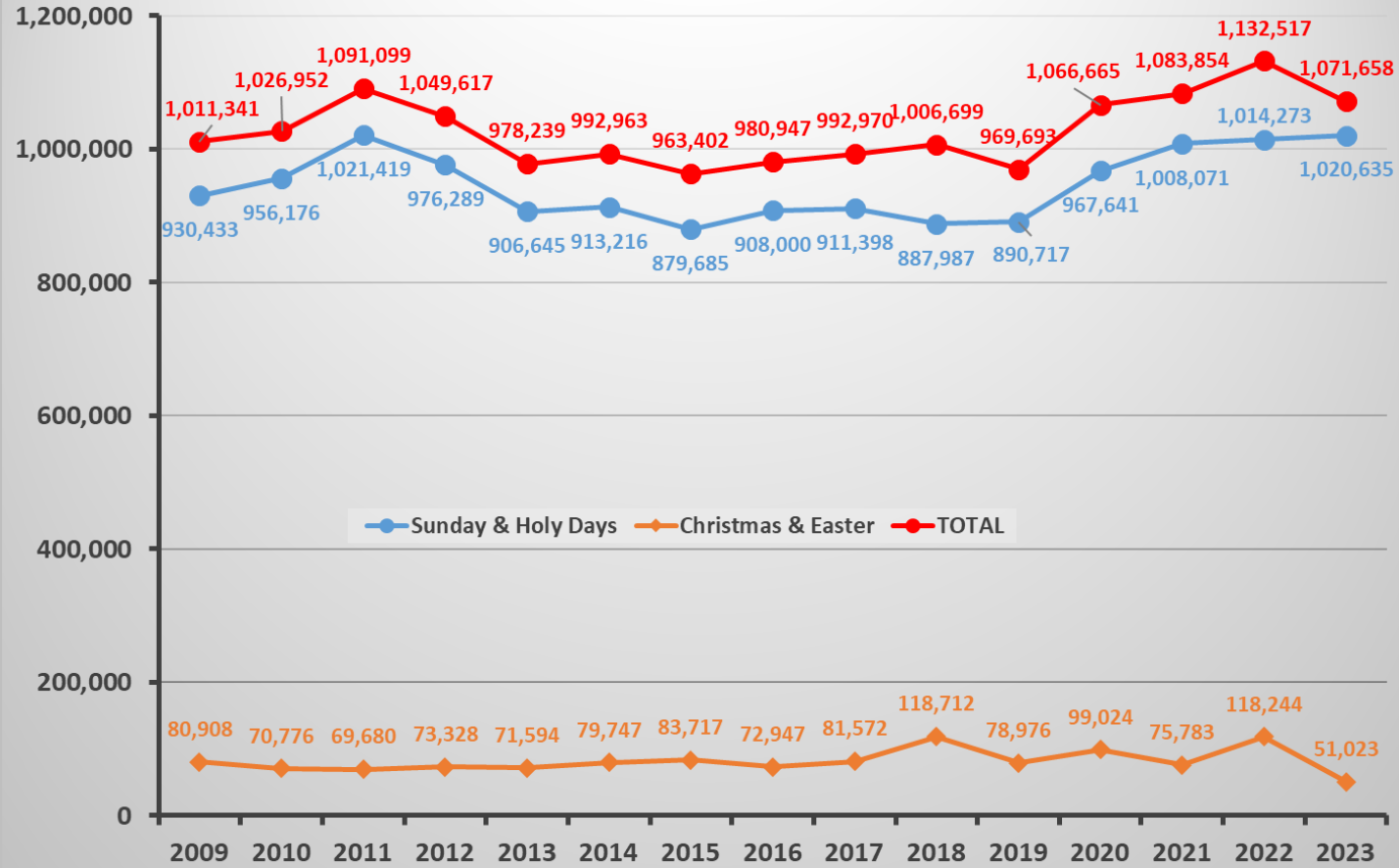
Parish Families remained essentially equal to the previous year

School Enrollment



School Enrollment increased 2% from previous year

Annual Giving to Church (\$)



In 2022-23, Weekly Offerings increased 0.7% over the previous year, Christmas and Easter Offerings Decreased 43% and Total Offerings decreased 5.4%

Services Provided

July 1, 2022-June 30, 2023

<u>Parish Population</u>		<u>Sunday Celebrations</u>	
<i>Registered Families</i>	1512	Masses (total)	364
<i>Individuals</i>	5016	<i>Sundays</i>	156
<i>Families Actively Giving</i>	949	<i>Weekdays</i>	208
<u>Faith Formation Participation</u>		<u>Sunday Mass Attendance (October Count):</u>	
St. Mary School			640
<i>Families</i>	290	<u>Sunday collections (average)</u>	
<i>Students</i>	474	<i>Excluding Christmas & Easter</i>	\$19,628
Family Of Faith		<i>Including Christmas & Easter</i>	\$20,609
<i>Families</i>	35	<u>Sacramental Celebrations</u>	
<i>Students</i>	63	Baptism of children	97
		Adult Baptisms	1
		Baptized adults received into the Church	2
<u>Small Faith Sharing Groups</u>	5	First Communicants	78
<u>Lenten Series Average Attendance</u>	26	Confirmations	52
<u>Catechesis of the Good Shepherd</u>		Marriages	13
<i>Students</i>	11	Children Receiving First Penance	78
<u>Baptism Preparation Teachers</u>	3	Funerals	10
Baptism Assistants	2	<u>EPIC (A Fellowship Group for Age 65+ Parishioners)</u>	
<u>FOCUS Marriage Preparation Couples:</u>	16	Meetings	11
Wedding Parish Assistants:	3	Average Attendance	35 to 40

E-Contributions

You can enroll in e-contributions or change your current donation by signing into our Parish website www.smchp.com

Current Finance Commission Members

Tom Bosco, Lisa Habel, Abigail Isbell, Linda Klump, Katherine Mulligan, Clint Reese, Art Thompson, Chris Zimmer

St. Mary Parish

Financial Statement Summary

2022-2023

	ACTUALS	BUDGET	ACTUALS	ACTUALS Variance to BUDGET	BUDGET	2023-24 BUDGET Variance to 2022-23 ACTUALS
	2021-22	2022-23	2022-23	2022-23	2023-24	
<u>CHURCH REVENUES</u>						
Christmas	98,298	55,000	34,510	(20,490)	63,250	28,740
Easter	19,946	20,000	16,513	(3,487)	23,000	6,487
Sundays and Holy Days	1,014,273	975,000	1,020,635	45,635	1,121,250	100,615
Bequests	120,042	0	8,172	8,172	0	(8,172)
Other Income	533,672	346,895	471,931	125,036	142,200	(329,731)
Festival	182,474	186,000	192,740	6,740	183,000	(9,740)
Other Fund Raising	31,332	40,230	56,312	16,082	0	(56,312)
TOTAL CHURCH REVENUE	2,000,037	1,623,125	1,800,813	177,688	1,532,700	(268,113)
<u>SCHOOL REVENUE</u>						
Tuition	2,169,992	2,422,675	2,464,279	41,604	2,680,440	216,161
Other	459,742	424,047	500,863	76,816	354,647	(146,216)
TOTAL SCHOOL REVENUE	2,629,734	2,846,722	2,965,142	118,420	3,035,087	69,945
TOTAL REVENUE	4,629,771	4,469,847	4,765,955	296,108	4,567,787	(198,168)
<u>CHURCH EXPENSES</u>						
Salaries & Benefits	641,025	644,754	706,150	61,396	875,149	168,999
Maintenance and Utilities	303,112	403,381	349,640	(53,741)	437,700	88,060
Administrative and Other	255,593	316,636	291,915	(24,721)	200,872	(91,043)
Festival	86,136	106,320	96,270	(10,050)	100,000	3,730
Archdiocese Assessment	133,476	134,000	125,739	(8,261)	117,264	(8,475)
TOTAL CHURCH EXPENSES	1,419,342	1,605,091	1,569,714	(35,377)	1,730,985	161,271
<u>SCHOOL EXPENSES</u>						
Salaries & Benefits	2,274,551	2,285,730	2,086,040	(199,690)	2,460,252	374,212
Maintenance and Utilities	252,568	237,939	389,674	151,735	332,500	(57,174)
Administrative and Other	441,264	487,443	645,041	157,598	271,790	(373,251)
TOTAL SCHOOL EXPENSES	2,968,383	3,011,112	3,120,755	109,643	3,064,542	(56,213)
TOTAL EXPENSES	4,387,725	4,616,203	4,690,469	74,266	4,795,527	105,058
Church Net Revenue (LOSS)	580,695	18,034	231,099	213,065	(198,285)	(429,384)
School Net Revenue (LOSS)	(338,649)	(164,390)	(155,613)	8,777	(29,455)	126,158
PARISH NET REVENUE (LOSS)	242,046	(146,356)	75,486	221,842	(227,740)	(303,226)

2022 – 2023 Memorial Donations*

During 2022 – 2023 donations were received in memory of the following individuals :

JoAnn O’Connell

Dick Sena

Donald Grant

Mary Eleanor Snider

Bob Lutmer

Mitch Quint

* Does NOT include Mass intentions, Flower donations with listed memorials (Easter & Christmas), and School Annual Fund.